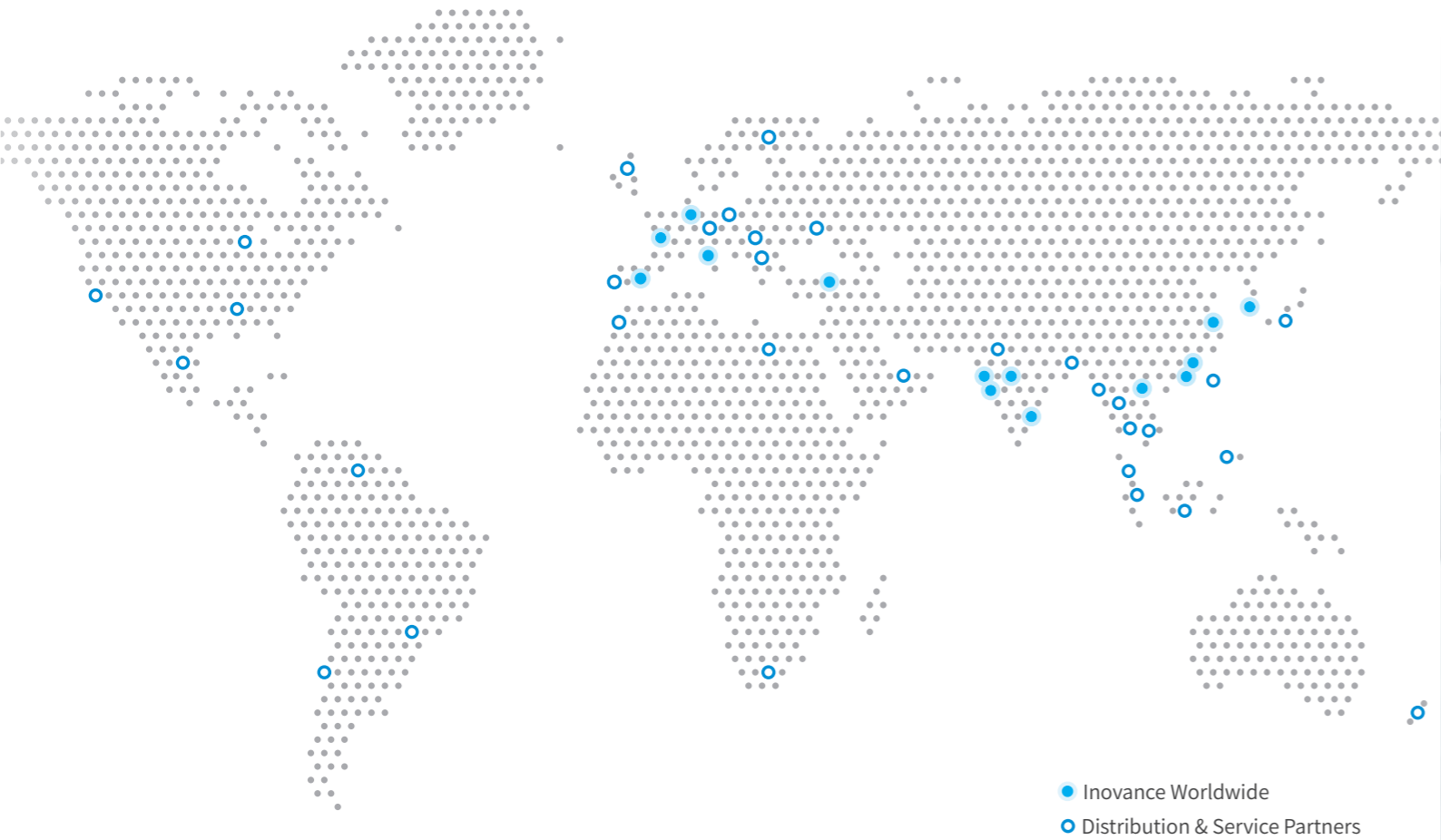




19120602 A01

Copyright © Shenzhen Inovance Technology Co., Ltd.



- Inovance Worldwide
- Distribution & Service Partners

Advancing industrial technology, for a better world

### Europe

- **Germany-Stuttgart**  
☎ +49 (0) 7144 8990  
✉ sales.de@inovance.eu
- **France-Bordeaux**  
☎ +33 (0) 5594 01050  
✉ sales.fr@inovance.eu
- **Spain-Barcelona**  
☎ +34 93 504 94 48  
✉ sales.es@inovance.eu
- **Italy-Milano**  
☎ +39 (0) 2268 22318  
✉ sales.it@inovance.eu
- **Turkey-Istanbul**  
☎ +90 (216) 706 17 89  
✉ sales.tr@inovance.eu

### Asia Pacific

- **India**  
Chennai (Head Office) | ☎ +91 (0) 44 4380 0201  
Ahmedabad | ☎ +91 794003 4272  
Mumbai | ☎ +91 22 4971 5883  
New Delhi | ☎ +91 11 4165 4524  
Sales Network  
Kolkata, Bengaluru, Pune, Coimbatore, Hyderabad, Vadodara, Jaipur
- **South Korea-Seoul**  
☎ +82 (0)2 3489 8850  
✉ INOVANCEKR@inovance.eu
- **Thai - Bangkok**  
☎ +669 8163 8213  
✉ Thailand@inovance.com
- **Vietnam - Hanoi**  
☎ +84 948118793  
✉ tiendinh@inovance.com

- **China**  
Shenzhen Inovance Technology Co., Ltd.  
Suzhou Inovance Technology Co. Ltd.  
☎ 4000-300124 (within China)  
✉ info@inovance.com  
✉ service@inovance.com  
Hong Kong SAR (International Export Office)  
☎ +852 2751 6080  
✉ info@inovance.eu

FOLLOW US

# INOVANCE

## MD630-INT Series Advanced Compact AC Drive High Functionaliy & Flexibility



**-20°C to 60°C**  
Harsh Environments

4-in-One Bus

Predictive Maintenance

Close-loop control supported

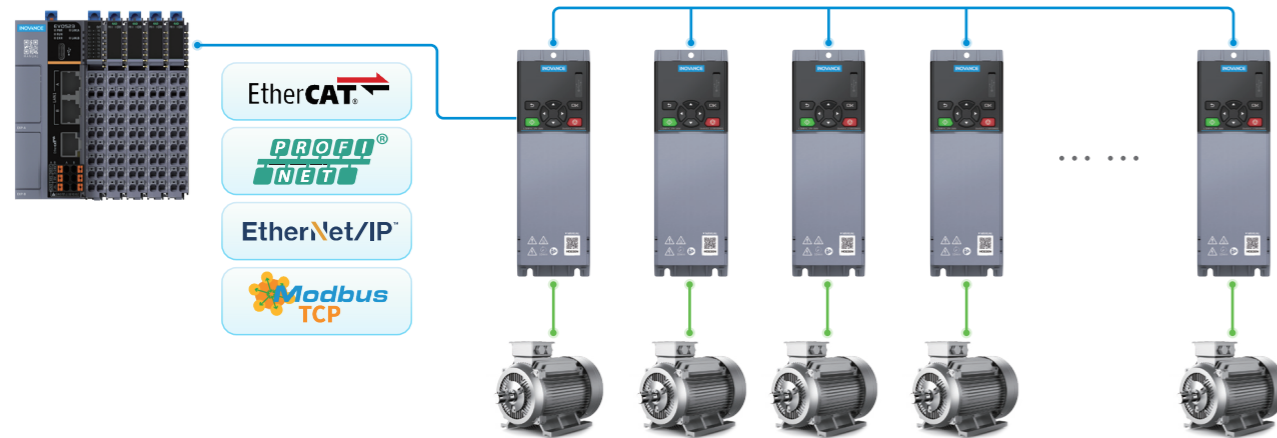


Scan the QR code for the manual of MD630-INT; For more information, please contact our local offices.

# Features & Functions

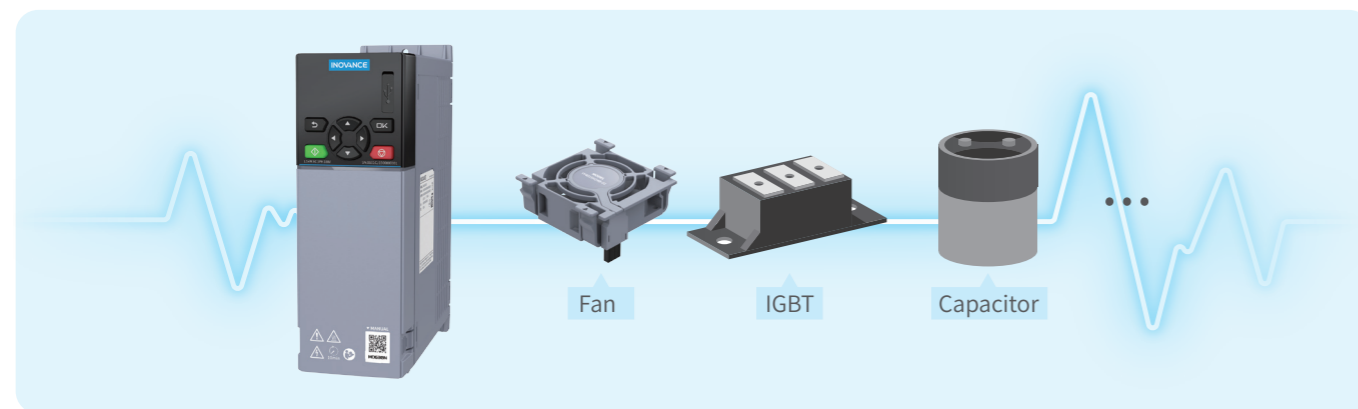
## 4-in-One Fieldbus Onboard

- The MD630N supports 4-in-one fieldbus: EtherCAT, PROFINET, EtherNet/IP and Modbus TCP.
- Supports bus, star, ring, and tree topologies.



## Life-time estimation for predictive maintenance

- Life-time prediction for the main components of the drive, like Fan, IGBT, capacitor.
- Identify the health status of the AC drive and provide early warning before failure.



## New generation iFA Drive software for easy debugging

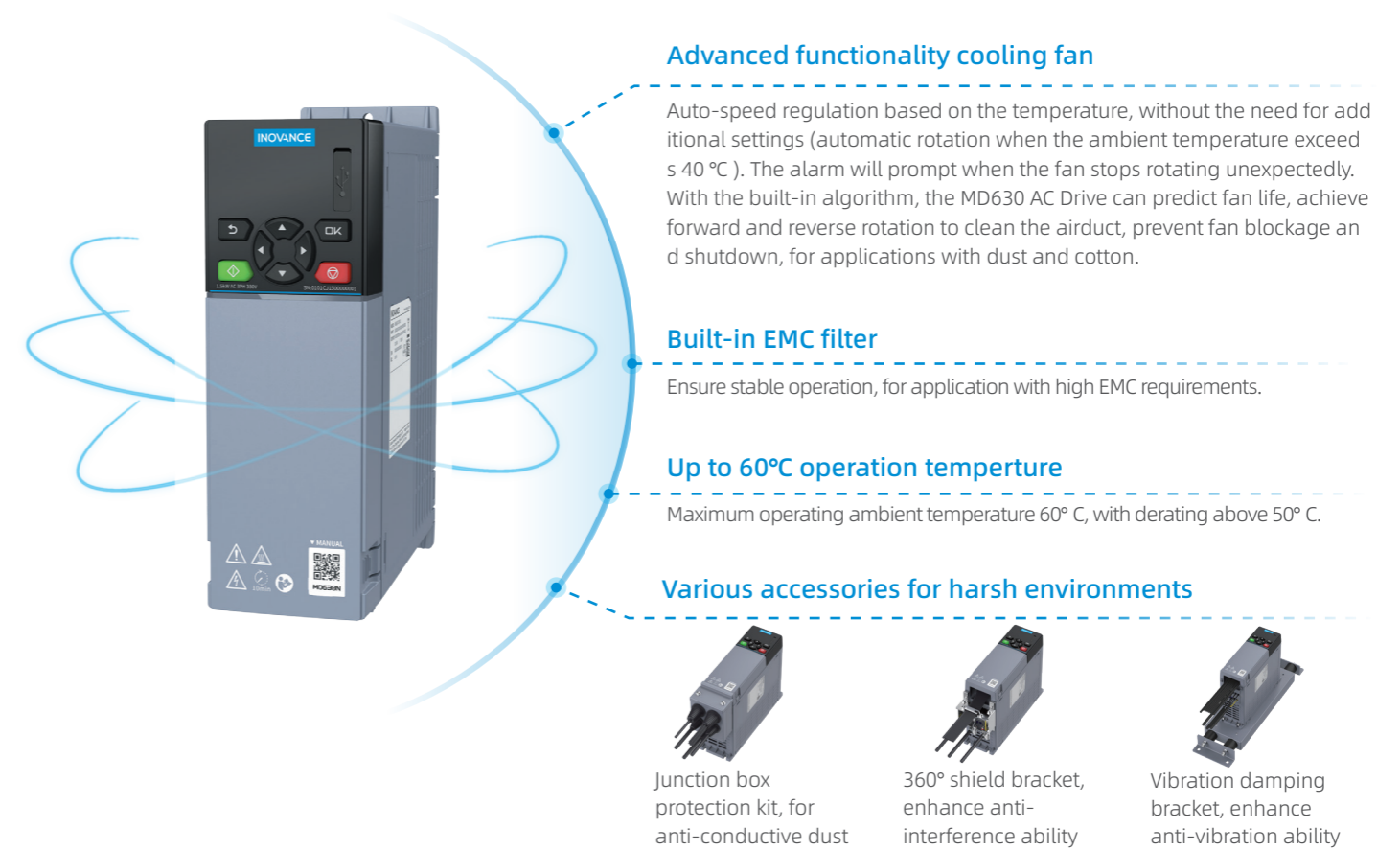
- Compatible with frequency converters and servos, and can be integrated with controller for debugging through FA software.



Function diagram guided debugging

Graphical free programming

## Design for reliable and stable operation



## Designed for compact installation

- The 22kW and below models support seamless side-by-side installation.
- Taking the 1.5kW model as an example: By seamless side-by-side installation, compare MD630 with MD520, the volume reduced by 34%, the footprint reduced by 41%.



# Features & Functions

MD630N - Ethernet communication model

MD630S - serial communication model

## Interfaces

- +24 VDC auxiliary control supply
- I/Os: 2x DI, 2x AI, 1x DO, 1x RO
- 1x Ethernet port: EtherCAT, PROFINET and EtherNet/IP Modbus TCP communication



## Common Features

### Human-machine interaction

- Easy to read colour LED keypad (5-bit digital display)
- USB port C Type for direct communication between the VFD and PC.
- Parameters can be written to and read from the VFD using only bus power.

### Control functions

- Induction, PM synchronous and synchronous reluctance motor in open loop and closed loop

### Expansion Interfaces

- 1x Option card slot (motor feedback interface, I/O expansion, CANopen interface)
- STO SIL 3 PL e
- 1x RS485 commissioning port (for PC or external keypad connection)

### Protection features

- IP20 rating
- Operating ambient temperature: -20 to +60°C
- Built-in EMC filter (C3 for 10 m)
- Built-in braking transistor

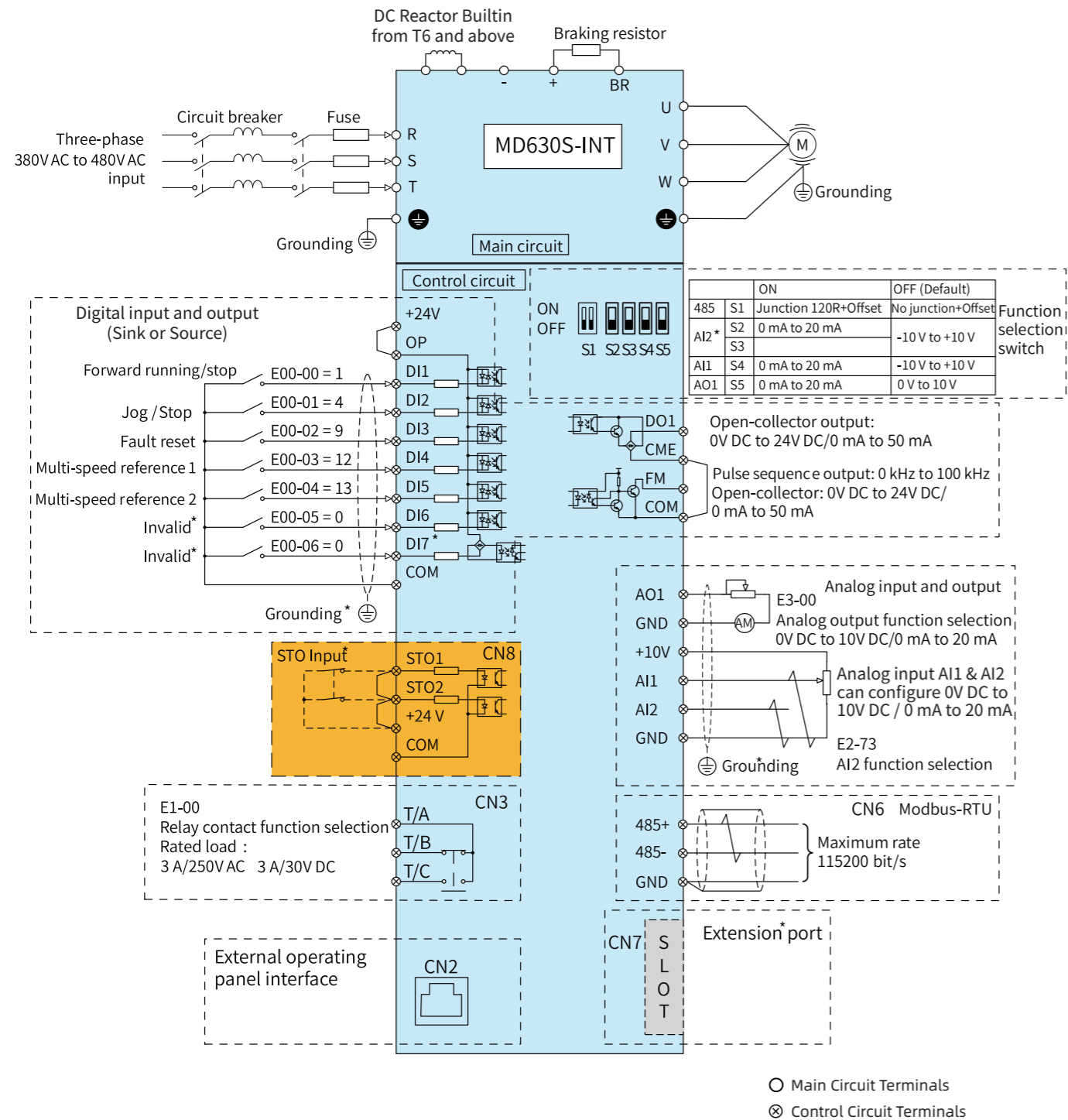
## Interfaces

- I/Os: 7×DI, 2×AI, 1×DO, 1×RO, 1×AO, 1×PO
- 1×RS485 serial port: Modbus RTU protocol



# Electrical Connection

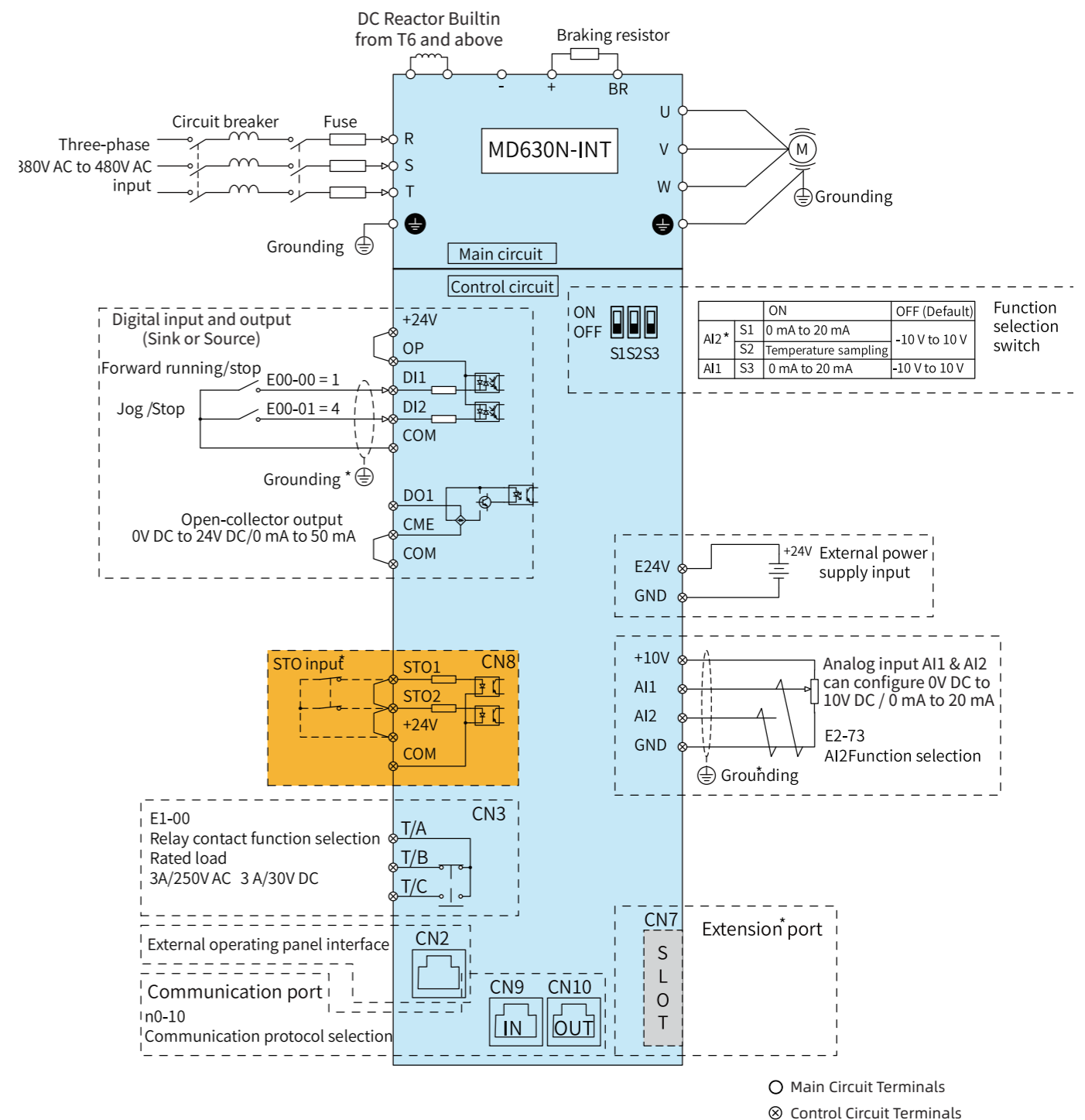
## MD630S-INT



### Note

- DI7\*: DI7 supports 20 kHz high-speed pulse input.
- Grounding\*: Connect the cable shield to the grounding bracket when the signal cable is too long or interfered.
- STO input\*: STO models +24V/STO1/STO2 are shorted by default. If external function safety wiring is required, remove the shorting wiring.
- AI2\*: S2 and S3 DIP switch ON status are mutually exclusive. Do not switch to the ON status at the same time. The temperature sampling supports PT100/PT1000/KTY84-130/PTC130.
- Expansion interface\*: Reserved interface.
- No function\*: No other functions are preset.

## MD630N-INT



### Note

- Grounding\*: Connect the cable shield to the grounding bracket when the signal cable is too long or interfered.
- STO input\*: STO models +24V/STO1/STO2 are shorted by default. If external function safety wiring is required, remove the shorting wiring.
- AI2\*: S2 and S3 DIP switch ON status are mutually exclusive. Do not switch to the ON status at the same time. The temperature sampling supports PT100/PT1000/KTY84-130/PTC130.
- Expansion interface\*: Reserved interface.

# Ordering code

**MD630** **S** - **4T** **2R1** **B** **S** -**INT**  
 ① ② ③ ④ ⑤ ⑥ ⑦

① Product category MD630 Series AC drive	④ Rated output current* 1R5: 1.5A 2R1: 2.1A 3R8: 3.8A ... 9R0: 9.0A ... 176: 176A	⑤ Braking unit B: with braking unit
② Model type S: serial communication N: Ethernet communication		⑥ Version S: with STO function
③ Voltage class T: three-phase 380V to 480V		⑦ Variant INT: International variant

\* Note: the value indicates the rated output current for heavy duty, with two digits and the letter R that represents the decimal point, or 3 three digits.

# Product Selection

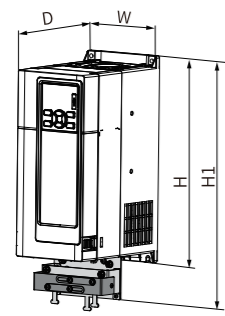
Size	Dimensions HxWxD (mm)	Mass (kg)	Rated power (kW)		Rated input current (A)		Rated output current (A)		Part number		Model
			Heavy duty	Light duty	Heavy duty	Light duty	Heavy duty	Light duty	MD630S	MD630N	MD630S/N-4T***BS-INT
3-ph 400 (380~480V, -15%~10%; 50/60Hz, ±5%) ; Output Frequency: 0 to 599 Hz											
T1	217x70x169.5	1.25	0.37	0.75	1.7	2.4	1.5	2.1	0101CX60	0101CX64	1R5
			0.75	1.5	2.4	4.6	2.1	3.8	0101CX59	0101CX65	2R1
			1.5	2.2	4.6	6.4	3.8	5.1	0101CX58	0101CX66	3R8
T2	217x75x169.5	1.36	2.2	3.0	6.3	9.0	5.1	7.2	0101CX57	0101CX67	5R1
			3.0	4.0	8.9	11.4	7.2	9.0	0101CX56	0101CX68	7R2
			4.0	5.5	11.4	17.0	9.0	13.0	0101CX55	0101CX69	9R0
T3	262x90x190	2.08	5.5	7.5	16.8	22.7	13.0	17.0	0101CX54	0101CX70	013
			7.5	11.0	22.0	33.4	17.0	25.0	0101CX53	0101CX71	017
T4	303x125x186	4.01	11.0	15.0	32.4	42.1	25.0	32.0	0101CX52	0101CX72	025
			15.0	18.5	41.6	49.1	32.0	37.0	0101CX51	0101CX73	032
T5	330x165x200	5.94	18.5	22.0	48.7	60.1	37.0	45.0	0101CX50	0101CX74	037
			22.0	30.0	58.5	71.6	45.0	60.0	0101CX49	0101CX75	045
T6	415x195x220	15.13	30	37	56.3	68.8	60	75	0101D780	0101D795	060
			37	45	70.4	84.7	75	91	0101D783	0101D796	075
T7	520x250x270	24.80	45	55	86.3	104.2	91	112	0101D789	0101D797	091
			55	75	107.6	139.9	112	150	0101D788	0101D798	112
T8	545x270x296	29.50	75	90	141.6	165.4	150	176	0101D790	0101D799	150
			90	110	168.4	197.6	176	210	0101D794	0101D800	176

# Output current derating vs carrier frequency

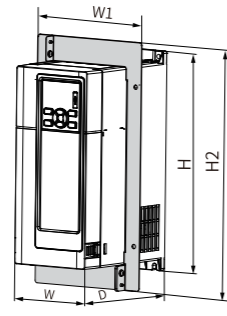
Size	Rated power (kW)	Rated output current (A)	Carrier frequency-based derating (7-segment)								
			2k	2.6k	3k	3.5k	4k	5k	6k	7k	8k
T1	0.37	1.5	100.00%	100.00%	100.00%	100.00%	100%	100%	100%	100%	100%
	0.75	2.1	100.00%	100.00%	100.00%	100.00%	100%	89.10%	79.70%	71.90%	65.60%
	1.5	3.8	100.00%	100.00%	100.00%	100.00%	100%	89.10%	79.70%	72.70%	66.40%
T2	2.2	5.1	100.00%	100.00%	100.00%	100.00%	100%	90.60%	82.80%	75.00%	68.80%
	3	7.2	100.00%	100.00%	100.00%	100.00%	100%	92.20%	84.40%	77.30%	71.90%
T3	4	9	100.00%	100.00%	100.00%	100.00%	100%	90.60%	81.30%	73.40%	67.20%
	5.5	13	100.00%	100.00%	100.00%	100.00%	100%	92.20%	84.40%	78.10%	72.70%
T4	7.5	17	100.00%	100.00%	100.00%	100.00%	100%	92.20%	85.90%	79.70%	74.20%
	11	25	100.00%	100.00%	100.00%	100.00%	100%	90.60%	82.00%	75.00%	67.20%
T5	15	32	100.00%	100.00%	100.00%	100.00%	100%	90.60%	82.80%	75.00%	68.80%
	18.5	37	100.00%	100.00%	100.00%	100.00%	100%	92.20%	82.80%	76.60%	69.50%
T6	22	45	100.00%	100.00%	100.00%	100.00%	100%	92.20%	85.90%	79.70%	73.40%
	30	60	100.00%	100.00%	100.00%	100.00%	100.00%	90.90%	83.20%	76.40%	70.30%
T7	37	75	100.00%	100.00%	100.00%	100.00%	94.20%	86.60%	79.80%	73.80%	68.40%
	45	91	100.00%	100.00%	100.00%	100.00%	94.20%	86.50%	79.70%	73.60%	68.10%
T8	55	112	100.00%	100.00%	97.30%	93.80%	90.40%	84.10%	78.40%	73.20%	68.50%
	75	150	100.00%	95.80%	89.50%	84.90%	80.40%	72.50%	65.50%	59.30%	53.90%
	90	176	100.00%	95.00%	87.50%	82.20%	76.90%	67.70%	59.90%	53.10%	47.20%

Size	Rated power (kW)	Rated output current (A)	Carrier frequency-based derating (7-segment)							
			9k	10k	11k	12k	13k	14k	15k	16k
T1	0.37	1.5	100%	100%	93.80%	87.50%	82.80%	76.60%	73.40%	68.80%
	0.75	2.1	60.90%	56.30%	52.30%	48.40%	46.10%	43.00%	40.60%	38.30%
	1.5	3.8	60.90%	57.00%	53.10%	50.00%	46.90%	43.80%	41.40%	39.10%
T2	2.2	5.1	64.10%	59.40%	54.70%	51.60%	48.40%	45.30%	43.00%	40.60%
	3	7.2	65.60%	61.70%	57.80%	53.90%	50.00%	47.70%	44.50%	42.20%
T3	4	9	60.90%	56.30%	51.60%	47.70%	43.80%	40.60%	38.30%	35.20%
	5.5	13	67.20%	62.50%	58.60%	54.70%	51.60%	48.40%	45.30%	43.00%
T4	7.5	17	69.50%	64.80%	60.90%	57.80%	53.90%	51.60%	48.40%	46.10%
	11	25	60.90%	55.50%	50.80%	46.10%	42.20%	38.30%	34.40%	31.30%
T5	15	32	63.30%	57.80%	53.10%	48.40%	45.30%	41.40%	38.30%	35.90%
	18.5	37	64.10%	57.80%	53.10%	48.40%	45.30%	41.40%	37.50%	34.40%
T6	22	45	67.20%	62.50%	57.80%	54.70%	50.80%	46.90%	44.50%	41.40%
	30	60	64.80%	59.90%	55.50%	51.50%	47.90%	44.60%	41.60%	38.80%
T7	37	75	63.50%	59.10%	55.10%	51.40%	48.20%	45.10%	42.40%	39.80%
	45	91	63.20%	58.80%	54.80%	51.20%	47.90%	44.90%	42.20%	39.60%
T8	55	112	64.10%	60.20%	56.60%	53.30%	50.20%	47.40%	44.90%	42.50%
	75	150	49.10%	44.80%	40.90%	37.40%	34.30%	31.50%	29.00%	26.70%
	90	176	42.10%	37.70%	33.80%	30.40%	27.50%	24.90%	22.60%	20.50%

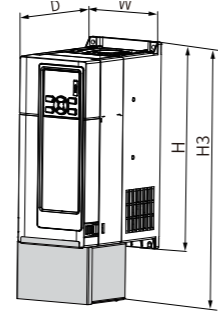
# Dimensions



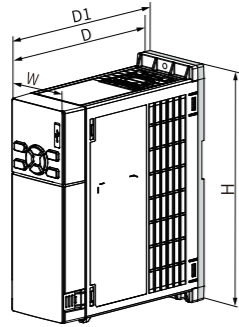
Dimension with EMC grounding bracket of cable shield



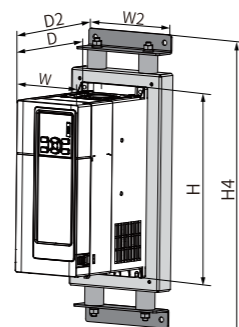
Dimension with through-hole mounting bracket



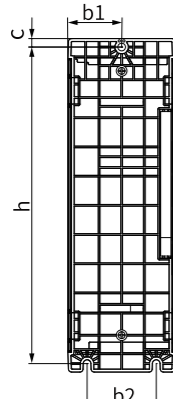
Dimension with junction box protection accessory



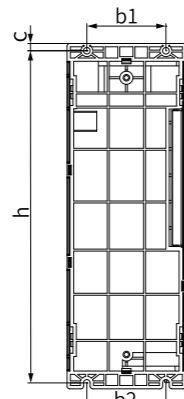
Dimension with DIN rail (optional)



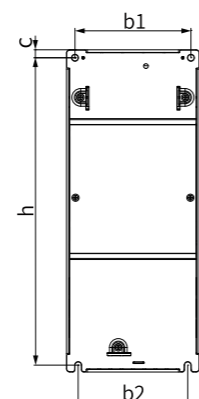
Dimension with vibration-damping bracket for punching press



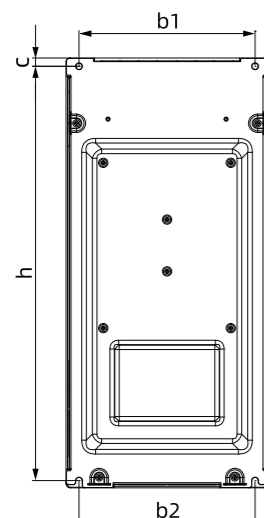
Mounting hole dimensions of T1 and T2



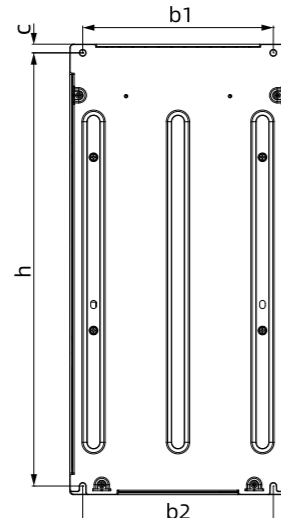
Mounting hole dimensions of T3



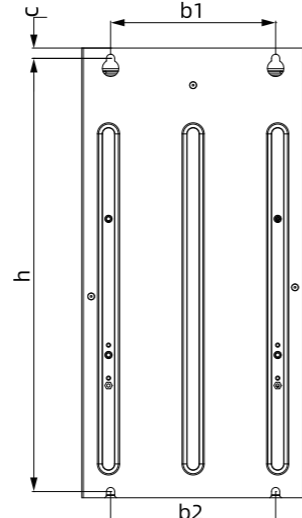
Mounting hole dimensions of T4 and T5



Mounting hole dimensions of T6



Mounting hole dimensions of T7



Mounting hole dimensions of T8

Item		Frame size (kW)								
		T1 (0.37~1.5)	T2 (2.2~4)	T3 (5.5~7.5)	T4 (11~15)	T5 (18.5~22)	T6 (30~37)	T7 (45~55)	T8 (75~90)	
Outline dimensions (mm (in.))	Width	W (AC drive only)	70 (2.76)	75 (2.95)	90 (3.54)	125 (4.92)	165 (6.50)	195 (7.68)	250 (9.84)	270 (10.63)
		W1 (with through-hole mounting bracket)	-	-	-	174.7 (6.88)	214.7 (8.45)	274 (10.79)	330 (12.99)	360 (14.17)
		W2 (with vibration-damping bracket for punching press)	110 (4.33)	110 (4.33)	110 (4.33)	175 (6.89)	175 (6.89)	205 (8.07)	280 (11.02)	280 (11.02)
	Depth	D (AC drive only)	169.5 (6.67)	169.5 (6.67)	190 (7.48)	186 (7.32)	200 (7.87)	220 (8.66)	270 (10.63)	296 (11.65)
		D (with DIN rail (optional))	177.5 (6.99)	177.5 (6.99)	-	-	-	-	-	-
		D2 (with vibration-damping bracket for punching press)	207.5 (8.17)	207.5 (8.17)	228 (8.98)	226 (8.90)	240 (9.45)	260 (10.24)	315 (12.40)	341 (13.43)
	Height	H (AC drive only)	217 (8.54)	217 (8.54)	262 (10.31)	303 (11.93)	330 (12.99)	415 (16.34)	520 (20.47)	545 (21.46)
		H1 (with EMC grounding bracket of cable shield)	248 (9.76)	248 (9.76)	303.5 (11.95)	370 (14.57)	415 (16.34)	515 (20.28)	614.5 (24.19)	663 (26.10)
		H2 (with through-hole mounting bracket)	-	-	-	332 (13.07)	370 (14.57)	479.5 (18.88)	580 (22.83)	595 (23.43)
		H3 (with junction box protection accessory)	272.3 (10.72)	272.3 (10.72)	323 (12.72)	403 (15.87)	420 (16.54)	487 (19.17)	620 (24.41)	655 (25.79)
H4 (with vibration-damping bracket for punching press)		415 (16.34)	415 (16.34)	415 (16.34)	466 (18.35)	466 (18.35)	552 (21.73)	722 (28.43)	722 (28.43)	
Mounting hole diameter (mm (in.))	b1	35 (1.38)	37.5 (1.48)	60 (2.36)	109 (4.29)	140 (5.51)	170 (6.69)	220 (8.66)	200 (10.63)	
	b2	45 (1.77)	45 (1.77)	60 (2.36)	103 (4.06)	140 (5.51)	170 (6.69)	220 (8.66)	200 (10.63)	
	c	5.5 (0.22)	5.5 (0.22)	5.5 (0.22)	7.5 (0.30)	8 (0.31)	8 (0.31)	10 (0.39)	12.5 (0.49)	
	h	206 (8.15)	206 (8.15)	252 (9.92)	289 (11.38)	314 (12.36)	400 (15.75)	500 (19.69)	525 (20.67)	
Hole diameter (mm (in.))		φ5 (0.20)	φ5 (0.20)	φ5 (0.20)	φ6 (0.24)	φ6 (0.24)	φ6 (0.24)	φ7 (0.28)	φ10 (0.39)	
Tightening torque (N·m)		1.2	1.2	1.2	2.8	2.8	2.8	4.5	13.0	
Mass (kg (lb))		1.25 (2.76)	1.36 (3.00)	2.08 (4.59)	4.01 (8.84)	5.94 (13.10)	15.14 (33.38)	24.8 (54.68)	29.5 (65.03)	

# Accessories

Frame size	Description	Model	Material code
T1-T8	Multifunctional I/O expansion card for MD6X0	MD-IO-M1	01040335
T1-T8	Digital encoder expansion card for MD6X0	MD-PG-AU1	01040321
T1-T8	Resolver expansion card for MD6X0	MD-PG-R1	01040323
T1-T8	Incremental SinCos encoder expansion card for MD6X0	MD-PG-S1	01040322
T1-T2	DIN rail mounting bracket for MD630 frames T1 and T2	MD630-AZJ-A4T1	01040314
T4	Mounting bracket for MD630 frame T4	MD630-AZJ-A1T4	01040312
T5	Mounting bracket for MD630 frame T5	MD630-AZJ-A1T5	01040307
T6	Mounting bracket for MD630 frame T6	MD630-AZJ-A1T6	01040358
T7	Mounting bracket for MD630 frame T7	MD630-AZJ-A1T7	01040362
T8	Mounting bracket for MD630 frame T8	MD630-AZJ-A1T8	01040363
T1-T2	Terminal protection junction box for MD630 frames T1 & T2	MD630-JXH-A5T1	01040313
T3	Terminal protection junction box for MD630 frame T3	MD630-JXH-A5T3	01040317
T4	Terminal protection junction box for MD630 frame T4	MD630-JXH-A5T4	01040311
T5	Terminal protection junction box for MD630 frame T5	MD630-JXH-A5T5	01040308
T6	Terminal protection junction box for MD630 frame T6	MD630-JXH-A5T6	01040360
T7	Terminal protection junction box for MD630 frame T7	MD630-JXH-A5T7	01040364
T8	Terminal protection junction box for MD630 frame T8	MD630-JXH-A5T8	01040367
T1-T2	Cable shield bracket for MD630 frames T1 & T2	MD630-AZJ-A3T1	01040316
T3	Cable shield bracket for MD630 frame T3	MD630-AZJ-A3T3	01040318
T4	Cable shield bracket for MD630 frame T4	MD630-AZJ-A3T4	01040310
T5	Cable shield bracket for MD630 frame T5	MD630-AZJ-A3T5	01040309
T6	Cable shield bracket for MD630 frame T6	MD630-AZJ-A3T6	01040361
T7	Cable shield bracket for MD630 frame T7	MD630-AZJ-A3T7	01040368
T8	Cable shield bracket for MD630 frame T8	MD630-AZJ-A3T8	01040369
T1-T3	Vibration damping mounting support for MD630 frames T1-T3	MD630-AZJ-A2T1	01040315
T4-T5	Vibration damping mounting support for MD630 frames T4 & T5	MD630-AZJ-A2T4	01040306
T6	Vibration damping mounting support for MD630 frames T6	MD630-AZJ-A2T6	01040359
T7	Vibration damping mounting support for MD630 frames T7	MD630-AZJ-A2T7	01040366
T8	Vibration damping mounting support for MD630 frames T8	MD630-AZJ-A2T8	01040365
T1-T5	MD630S series control board spare parts	MD630S-4T013BU71	98030634
T1-T5	MD630N series control board spare parts	MD630N-4T013BU21	98030635
T1	MD630-Fan-T1	MD6X0-4015FAN-T1	98051018
T2	MD630-Fan-T2	MD6X0-5020FAN-T2	98051012
T3	MD630-Fan-T3	MD6X0-6025FAN-T3	98051019
T4	MD630-Fan-T4	MD6X0-8038FAN-T4	98051010
T5	MD630-Fan-T5	MD6X0-9238FAN-T5	98051011
T6	MD630-Fan-T6-30kW	MD6X0-12038FAN-T6-30kW	98051165
T6	MD630-Fan-T6-37kW	MD6X0-12038FAN-T6-37kW	98051164
T7	MD630-Fan-T7	MD6X0-12038FAN-T7	98051166
T8	MD630-Fan-T8	MD6X0-12038FAN-T8	98051167

# AC Input Reactor

## Heavy overload G-type

Frame size	Drive model	Rated power (kW)	Rated Input Current (A)	Reactor model	Reactor inductance (mH)	Ordering code	Power consumption (W)
T1	MD630S/N-4T1R5BS-INT	0.37	1.7	ACL-0002-EISC-9561A	10.5	11070911	5.9
	MD630S/N-4T2R1BS-INT	0.75	2.4	ACL-0003-EISC-9561A	7.2	11070912	9.9
	MD630S/N-4T3R8BS-INT	1.5	4.6	ACL-0005-EISC-9561A	4.4	11070914	12.6
T2	MD630S/N-4T5R1BS-INT	2.2	6.3	ACL-0007-EISC-9561A	3.1	11070915	14.7
	MD630S/N-4T7R2BS-INT	3	8.9	ACL-0009-EISC-9561A	2.5	11070916	15.9
	MD630S/N-4T9R0BS-INT	4	11.4	ACL-0013-EISC-9561A	1.7	11070917	19
T3	MD630S/N-4T013BS-INT	5.5	16.8	ACL-0017-EISHL-9561A	1.3	11070918	30.4
	MD630S/N-4T017BS-INT	7.5	22	ACL-0025-EISHL-9561A	0.89	11070919	43.6
T4	MD630S/N-4T025BS-INT	11	32.4	ACL-0037-EISHL-9561A	0.6	11070921	55.3
	MD630S/N-4T032BS-INT	15	41.6	ACL-0045-EISHL-9561A	0.49	11070922	58.8
T5	MD630S/N-4T037BS-INT	18.5	48.7	ACL-0060-EISHL-9561A	0.37	11070923	80
	MD630S/N-4T045BS-INT	22	58.5	ACL-0060-EISHL-9561A	0.37	11070923	80
T6	MD630S/N-4T060BS-INT	30	56.3	ACL-0060-EISHL-9561A	0.37	11070923	80
	MD630S/N-4T075BS-INT	37	70.4	ACL-0090-EISCL-EM16DNC	0.16	11070934	81
T7	MD630S/N-4T91BS-INT	45	86.3	ACL-0090-EISCL-EM16DNC	0.16	11070934	81
	MD630S/N-4T112BS-INT	55	107.6	ACL-0120-EISCL-EM12DNC	0.12	11070935	122
T8	MD630S/N-4T150BS-INT	75	141.6	ACL-0150-EISCL-E95UDNC	0.091	11070936	191
	MD630S/N-4T176BS-INT	90	168.4	ACL-0200-EISCL-E70UDNC	0.07	11070937	212

## Light overload P-type

Frame size	Drive model	Rated power (kW)	Rated Input Current (A)	Reactor model	Reactor inductance (mH)	Ordering code	Power consumption (W)
T1	MD630S/N-4T1R5BS-INT	0.37	2.4	ACL-0003-EISC-9561A	7.2	11070912	9.9
	MD630S/N-4T2R1BS-INT	0.75	4.6	ACL-0005-EISC-9561A	4.4	11070914	12.6
	MD630S/N-4T3R8BS-INT	1.5	6.4	ACL-0007-EISC-9561A	3.1	11070915	14.7
T2	MD630S/N-4T5R1BS-INT	2.2	9	ACL-0009-EISC-9561A	2.5	11070916	15.9
	MD630S/N-4T7R2BS-INT	3	11.4	ACL-0013-EISC-9561A	1.7	11070917	19
	MD630S/N-4T9R0BS-INT	4	17	ACL-0017-EISC-9561A	1.3	11070918	30.4
T3	MD630S/N-4T013BS-INT	5.5	22.7	ACL-0025-EISC-9561A	0.89	11070919	43.6
	MD630S/N-4T017BS-INT	7.5	33.4	ACL-0037-EISC-9561A	0.6	11070921	55.3
T4	MD630S/N-4T025BS-INT	11	42.1	ACL-0045-EISC-9561A	0.49	11070922	58.8
	MD630S/N-4T032BS-INT	15	49.1	ACL-0060-EISHL-9561A	0.37	11070923	80
T5	MD630S/N-4T037BS-INT	18.5	60.1	ACL-0090-EISCL-EM16DNC	0.16	11070934	81
	MD630S/N-4T045BS-INT	22	71.6	ACL-0090-EISCL-EM16DNC	0.16	11070934	81
T6	MD630S/N-4T060BS-INT	30	68.8	ACL-0090-EISCL-EM16DNC	0.16	11070934	81
	MD630S/N-4T075BS-INT	37	84.7	ACL-0090-EISCL-EM16DNC	0.16	11070934	81
T7	MD630S/N-4T91BS-INT	45	104.2	ACL-0120-EISCL-EM12DNC	0.12	11070935	122
	MD630S/N-4T112BS-INT	55	139.9	ACL-0150-EISCL-E95UDNC	0.091	11070936	191
T8	MD630S/N-4T150BS-INT	75	165.4	ACL-0200-EISCL-E70UDNC	0.07	11070937	212
	MD630S/N-4T176BS-INT	90	197.6	ACL-0200-EISCL-E70UDNC	0.07	11070937	212

# AC Output Reactor

## Heavy overload G-type

Frame size	Drive model	Rated power (kW)	Rated Input Current (A)	Reactor model	Reactor inductance (mH)	Ordering code	Power consumption (W)
T1	MD630S/N-4T1R5BS-INT	0.37	1.5	OCL-0005-EISC-E1M4DNC	1.4	11070950	10
	MD630S/N-4T2R1BS-INT	0.75	2.1				
	MD630S/N-4T3R8BS-INT	1.5	3.8				
T2	MD630S/N-4T5R1BS-INT	2.2	5.1	OCL-0007-EISC-E1M0DNC	1	11070951	11
	MD630S/N-4T7R2BS-INT	3	7.2	OCL-0010-EISC-EM70DNC	0.7	11070952	14
	MD630S/N-4T9R0BS-INT	4	9				
T3	MD630S/N-4T013BS-INT	5.5	13	OCL-0015-EISCL-EM47DNC	0.47	11070953	20
	MD630S/N-4T017BS-INT	7.5	17	OCL-0020-EISCL-EM35DNC	0.35	11070954	25
T4	MD630S/N-4T025BS-INT	11	25	OCL-0030-EISCL-EM23DNC	0.23	11070955	35
	MD630S/N-4T032BS-INT	15	32	OCL-0040-EISCL-EM18DNC	0.18	11070956	45
T5	MD630S/N-4T037BS-INT	18.5	37	OCL-0040-EISCL-EM18DNC	0.18	11070956	45
	MD630S/N-4T045BS-INT	22	45	OCL-0050-EISCL-EM14DNC	0.14	11070957	36
T6	MD630S/N-4T060BS-INT	30	60	OCL-0060-EISCL-EM14D	0.12	11070958	42
	MD630S/N-4T075BS-INT	37	75	OCL-0080-EISCL-E87UDNC	0.087	11070959	47
T7	MD630S/N-4T91BS-INT	45	91	OCL-0090-EISCL-E78UDNC	0.078	11070960	55
	MD630S/N-4T112BS-INT	55	112	OCL-0120-EISCL-E58UDNC	0.058	11070961	70
T8	MD630S/N-4T150BS-INT	75	150	OCL-0150-EISCL-E47UDNC	0.047	11070962	125
	MD630S/N-4T176BS-INT	90	176	OCL-0200-EISCL-E35UDNC	0.035	11070963	140

## Light overload P-type

Frame size	Drive model	Rated power (kW)	Rated Input Current (A)	Reactor model	Reactor inductance (mH)	Ordering code	Power consumption (W)
T1	MD630S/N-4T1R5BS-INT	0.37	2.1	OCL-0005-EISC-E1M4DNC	1.4	11070950	10
	MD630S/N-4T2R1BS-INT	0.75	3.8				
	MD630S/N-4T3R8BS-INT	1.5	5.1				
T2	MD630S/N-4T5R1BS-INT	2.2	7.2	OCL-0010-EISC-EM70DNC	0.7	11070952	14
	MD630S/N-4T7R2BS-INT	3	9	OCL-0015-EISCL-EM47DNC	0.47	11070953	20
	MD630S/N-4T9R0BS-INT	4	13				
T3	MD630S/N-4T013BS-INT	5.5	17	OCL-0020-EISCL-EM35DNC	0.35	11070954	25
	MD630S/N-4T017BS-INT	7.5	25	OCL-0030-EISCL-EM23DNC	0.23	11070955	35
T4	MD630S/N-4T025BS-INT	11	32	OCL-0040-EISCL-EM18DNC	0.18	11070956	45
	MD630S/N-4T032BS-INT	15	37				
T5	MD630S/N-4T037BS-INT	18.5	45	OCL-0050-EISCL-EM14D	0.14	11070957	36
	MD630S/N-4T045BS-INT	22	60	OCL-0060-EISCL-EM14D	0.12	11070958	42
T6	MD630S/N-4T060BS-INT	30	75	OCL-0080-EISCL-E87UDNC	0.087	11070959	47
	MD630S/N-4T075BS-INT	37	91	OCL-0090-EISCL-E78UDNC	0.078	11070960	55
T7	MD630S/N-4T91BS-INT	45	112	OCL-0120-EISCL-E58UDNC	0.058	11070961	70
	MD630S/N-4T112BS-INT	55	150	OCL-0150-EISCL-E47UDNC	0.047	11070962	125
T8	MD630S/N-4T150BS-INT	75	176	OCL-0200-EISCL-E35UDNC	0.035	11070963	140
	MD630S/N-4T176BS-INT	90	210	OCL-0250-EISH-E28UDNC	0.028	11070964	150

# Industry Applications

Industry	Application equipment or production line	Customer value
 <p>semiconductor</p>	Cleaning machine, crystal growth furnace, vacuum pump, etc	<ul style="list-style-type: none"> <li>Equipped with high-speed bus, reducing external modules and costs, standard C3 filter, improving quality and anti-interference ability</li> <li>Compact narrow body design, suitable for installation in compact electrical cabinets, saving space</li> <li>When applied to equipment such as long crystal furnaces and carbon fiber anti-static brushes in the silicon crystal rear section, it is necessary to use an IP54 electrical cabinet. If you want to use it with an IP20 electrical cabinet, please consult with Huichuan technicians</li> </ul>
 <p>pharmaceutical</p>	Liquid preparation, mixing, filling, conveying, testing, etc	<ul style="list-style-type: none"> <li>Compatible with the original PROFINET bus and system, convenient and efficient</li> <li>In PROFINET bus communication mode, it supports MRP ring network function, which is more reliable. Backend debugging function, easier to use</li> <li>Compact narrow body design, suitable for installation in compact electrical cabinets, saving space</li> <li>Built in C3 filter to enhance EMC anti-interference capability</li> </ul>
 <p>Food and beverage</p>	Filling line, packaging line, etc	<ul style="list-style-type: none"> <li>Support multiple bus communication access and flexibly adapt to various upper computer system solutions</li> <li>Equipped with built-in EMC filter as standard, upgraded anti-interference ability; -No derating from 20 °C to 50 °C , maximum operation at 60 °C ; Improve the stability of the production line</li> <li>Can meet stable operation in long-distance driving scenarios ranging from 200m to 500m</li> </ul>
 <p>Automotive</p>	Final assembly line, turntable, etc	<ul style="list-style-type: none"> <li>Support multiple bus communication access and flexibly adapt to various upper computer system solutions</li> <li>Can meet stable operation in long-distance driving scenarios ranging from 200m to 500m</li> <li>Intelligent diagnosis and predictive maintenance functions reduce production line downtime and losses</li> <li>HDI filtering time can be freely set, and software and hardware can further enhance the product's maximum overload capacity, achieving fast start and stop at critical workstations</li> </ul>
 <p>Glass</p>	Cleaning machine, edging machine, conveyor line, etc	<ul style="list-style-type: none"> <li>The product supports PROFINET bus and can quickly adapt to existing upper computer control systems</li> <li>Adopting a narrow body design, it supports seamless parallel installation, upgraded environmental temperature resistance, and can accommodate more frequency converters in the same cabinet space, meeting the requirements of production line automation and integrated upgrading</li> <li>The product comes standard with built-in EMC filters, upgraded anti-interference capabilities, and improved production line stability</li> </ul>
 <p>Machine tool</p>	engraving machine, etc	<ul style="list-style-type: none"> <li>Natural cooling models can improve operational reliability in corrosive cutting fluid environments. If you choose non natural cooling models, please consult INOVANCE technicians.</li> <li>Meet the cutting requirements of high-speed spindle at 60000rpm and improve efficiency</li> </ul>
 <p>Ceramic</p>	Kiln production line, etc	<ul style="list-style-type: none"> <li>High protection structural design and board level three proof coating technology can improve the operational reliability of dust and sulfur dioxide</li> <li>Can meet the long-distance drive of 200m~500m, reduce external reactors and wiring costs, and improve quality</li> <li>Good heat dissipation design ensures stable operation of the product under long-term high temperatures</li> <li>Intelligent diagnosis and predictive maintenance functions reduce production line downtime and losses</li> </ul>
 <p>Textile</p>	Fine yarn machine, stretching and shaping machine, carding machine, etc	<ul style="list-style-type: none"> <li>Cold plate models can improve operational reliability in high temperature and organic solvent environments. If you choose non cold plate models, you can consult Huichuan technicians</li> <li>Avoid the problem of equipment shutdown caused by foreign objects such as cotton wool blocking the air duct, and improve quality</li> </ul>

Note: If applied in other harsh scenarios (such as corrosive gases, acid mist, water mist, high vibration, etc.), please contact INOVANCE technical personnel for selection recommendations.